


HS-2210M-01-0300



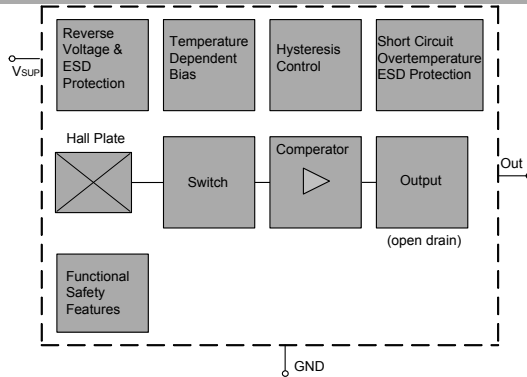
Product image serves as example only.

HS-2210M-01-0300

Bipolar 3 - Wire

Hall Effect Sensor M10 thread

Block Diagram



Features

- › Compact size
- › Various switching sensitivity
- › Customized types aviable

Approvals



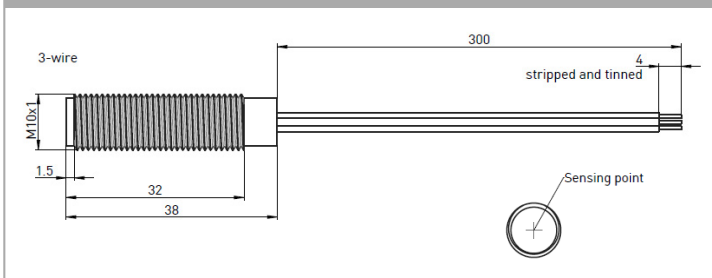
Absolute Maximum Ratings

Stresses beyond those listed in the "Absolute Maximum Ratings" may cause permanent damage to the device
Functional operation of the device at these conditions is not implied. Exposure to the absolute rating conditions for extended periods will affect device reliability

Symbol	Parameter	wire colour	Min.	Max.	Unit	Conditions
V _{SUP}	Supply voltage	red	- 18		V	t < 1000 h ¹⁾
			-	28	V	t < 96 h ¹⁾
			-	32	V	t < 5 min ¹⁾
			-	40	V	t < 5 x 400 ms ¹⁾ with series resistor R _V > 100 Ohm
V _{OUT}	Output voltage	white	- 0.5		V	t < 1000 h ¹⁾
			-	28	V	t < 96 h ¹⁾
			-	32	V	t < 5 min ¹⁾
			-	40	V	t < 5 x 400 ms ¹⁾ with series resistor R _V > 100 Ohm
I _O	Output current	white	-	65	mA	
I _{OR}	Reverse output current	white	- 50		mA	

¹⁾ No cumulative stress All voltages listed are referenced to ground (GND)

Dimensions



Wire Assignment

Name	Function	Cable colour
VSUP	Supply voltage	red
OUT	Output	white
GND	Ground	black

HS-2210M-01-0300
_____ wire length [mm]

Material Information

	Material	Colour
Housing	Nickel plated brass	nickel
Cable	UL1007/1569, AWG 24	red, white, black
Potting compound	Epoxy	black

Environmental Characteristics

Operating temperature	°C	- 20 to + 85
-----------------------	----	--------------