



LP-1401TS

Reed Switch Chain



Electrical Characteristics (of unmodified Reed Switch)

@ 25°C

Contact form		A
Contact material		Ru
Contact rating max.	W / VA	10
Switching voltage max.	VDC	180
	VAC	130
Switching current max.	A	1.0
Carry current max.	A	1.2
Breakdown voltage min.	VDC	200

Magnetical Characteristics (of unmodified Reed Switch)

@ 25°C

Pull in range available	AT	15 - 20
Drop out min.	AT	4
Test coil	TC	014
Test equipment tolerance	± AT	2

Environmental Characteristics

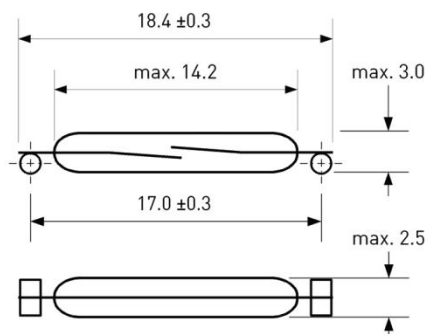
Operating temperature max.	°C	+125
Vibration (50-2000 Hz)	g	20
Shock (1/2 sin 11 ms)	g	100
Soldering temperature max. (max. 10 sec.)	°C	+300

Life Expectancy (of single Reed Switch)

Resistive load	Voltage	Current	Operations
	12 VDC	0.1 A	2 x 10 ⁸
	24 VDC	0.4 A	5 x 10 ⁷

Material information

PCB	03020500 PCB 265.0x11.3x1.6
Resistors	SMD R0805 1 kOhm ±1%, 50pcs (49 front, 1 reverse side)
Reed Switches	PMC-1401TS 15-20 AT, 50 pcs



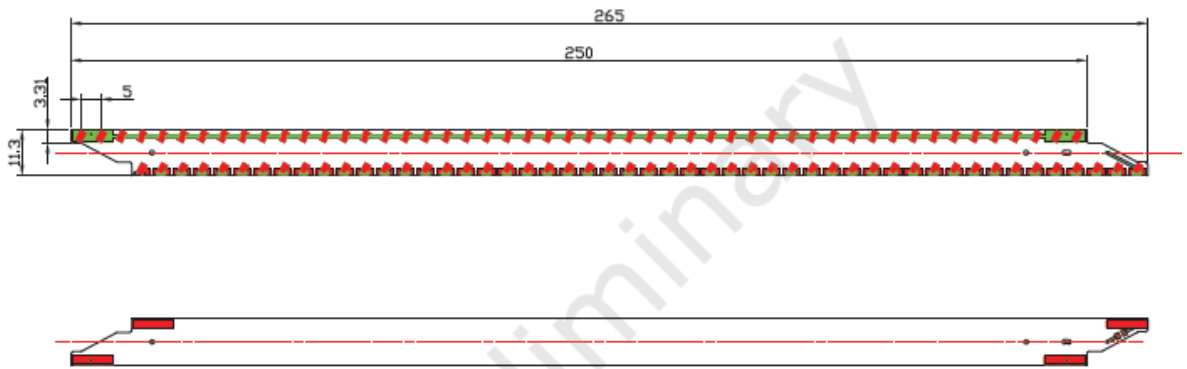


LP-1401TS

Reed Switch Chain



Dimensions in mm



Reverse side



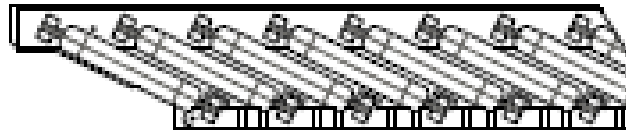


LP-1401TS

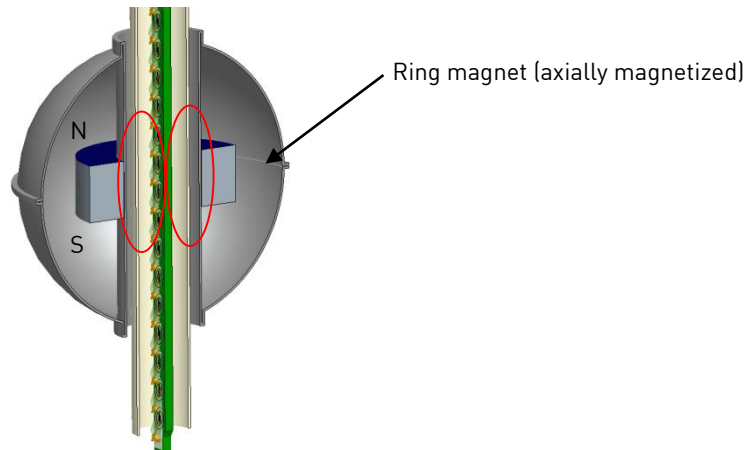
Reed Switch Chain




Schematic diagram



Example of activation



Example of contact and combination of PCBs



Recommended inside diameter of tube: 11.3 mm